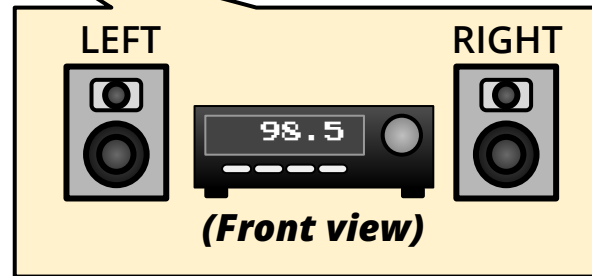
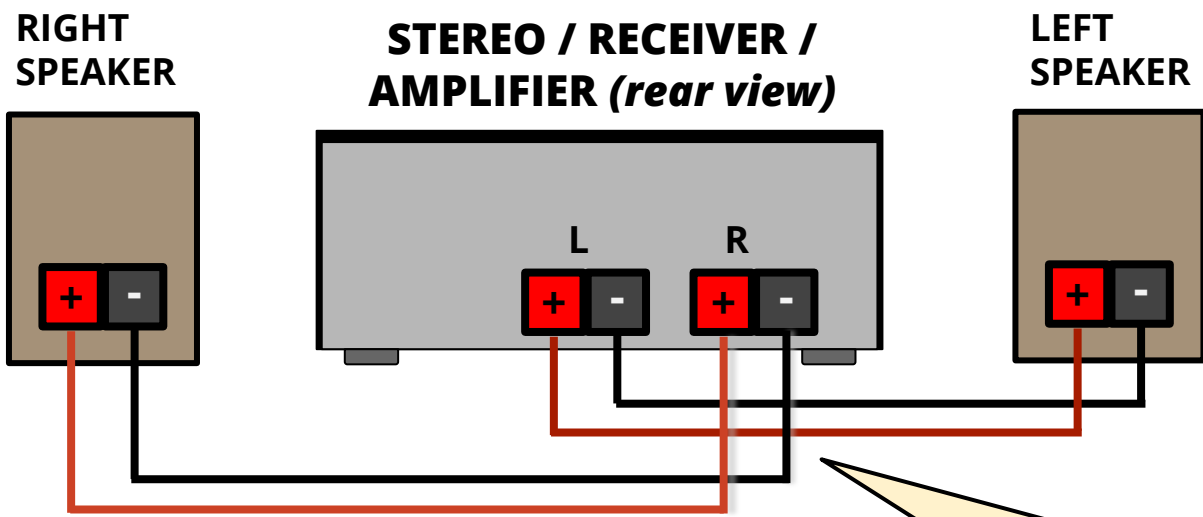


Speaker Wiring Diagram

SoundCertified.com

Basic stereo system speaker connections

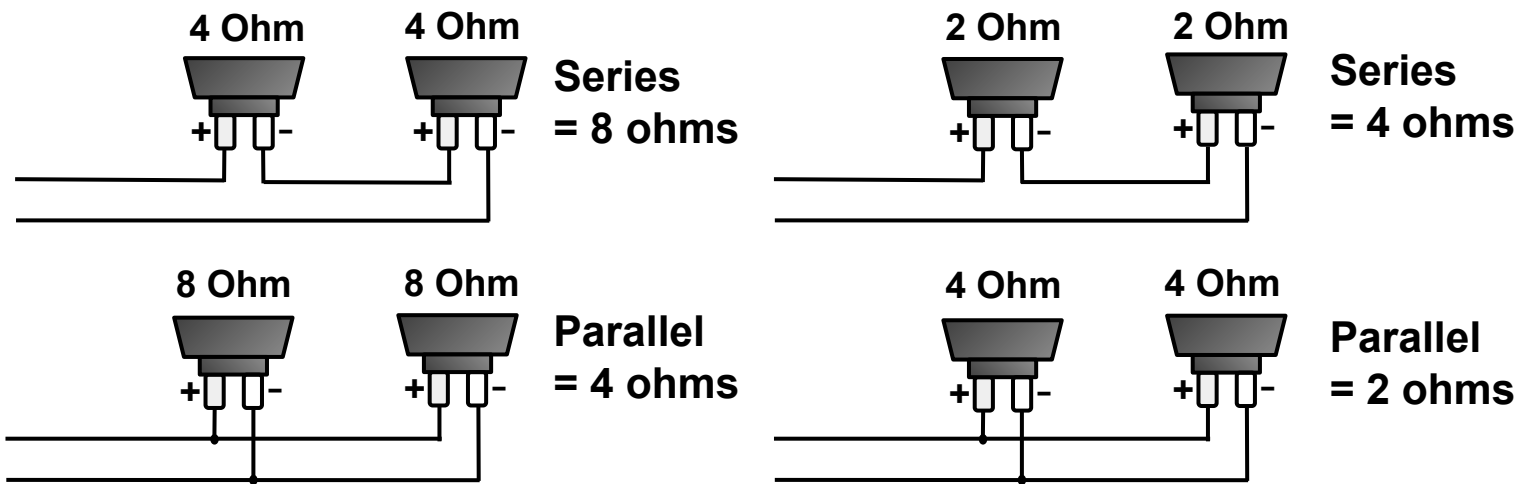


For basic stereo wiring, connect one (marked) wire as the positive and one as negative. For more speakers, repeat the same.

Use 4 or 8 Ohm speakers as directed by the manufacturer.

Connecting 2, 4, or 8 Ohm Speakers In Parallel or Series

Multiple speakers can be wired for additional sound depending on the requirements of the stereo or amplifier. This is also helpful when more subwoofers are desired.



Connecting 2-way Speakers

2-way speakers (like home stereo or component speakers) can be connected in parallel but not in series. **Do not go below the minimum Ohms rating of the amplifier (Ex. 4 or 8 ohms min).**

Component speakers (separate tweeter and woofer) are normally wired in parallel and use crossovers for proper sound and to protect the tweeter.

